

# Data Sheet



Helping Engineer the Technology of Power

ICE Components, Inc.

Tel 678-560-9172 Fax 678-560-9304

cust.serv@icecomp.com

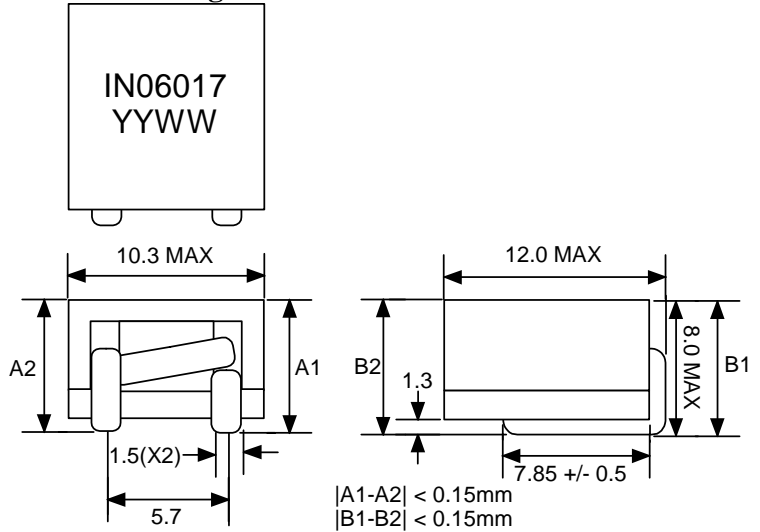
www.icecomponents.com

1165 Allgood Rd., Ste. #20, Marietta, GA 30062

## General Information

<b>Customer</b>	
<b>Part Number</b>	IN06017
<b>Revision</b>	0
<b>Description</b>	Inductor
<b>Date</b>	AUG-07-2009
<b>Reference</b>	--
<b>Doc Control #</b>	--
<b>Issue(For ICE use only)</b>	--

## Mechanical Drawing



unit:mm

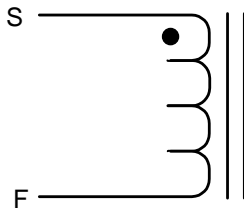
## Specification

## Sample Test Data

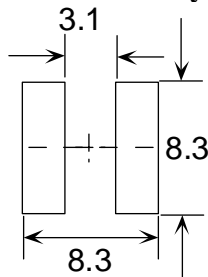
Item	Pins	Spec	Test Condition
Inductance @0Adc	S - F	370 nH +/- 10%	1 MHz, 0.1Vrms, series
Inductance @Isat at 25degC	S - F	290 nH min	1 MHz, 0.1Vrms, series (50Adc)
DCR	S - F	0.55 mOhm typical (0.65 mOhm max)	+25 deg C
Isat at +25degC	S - F	50 Adc max	
Isat at +125degC	S - F	42 Adc max	
Idc	S - F	38 Adc max	

Sample Test Data	

## Schematic



## Recommended PCB Layout



unit:mm

## Remark

1. Isat is the current at which the inductance drops by 15%.
2. Idc is the current at which the temperature of the part increases by 50 deg C.
3. Inductance vs. Current Curve and Temperature vs. Current Curve as attached.
4. This is RoHS compliant product.

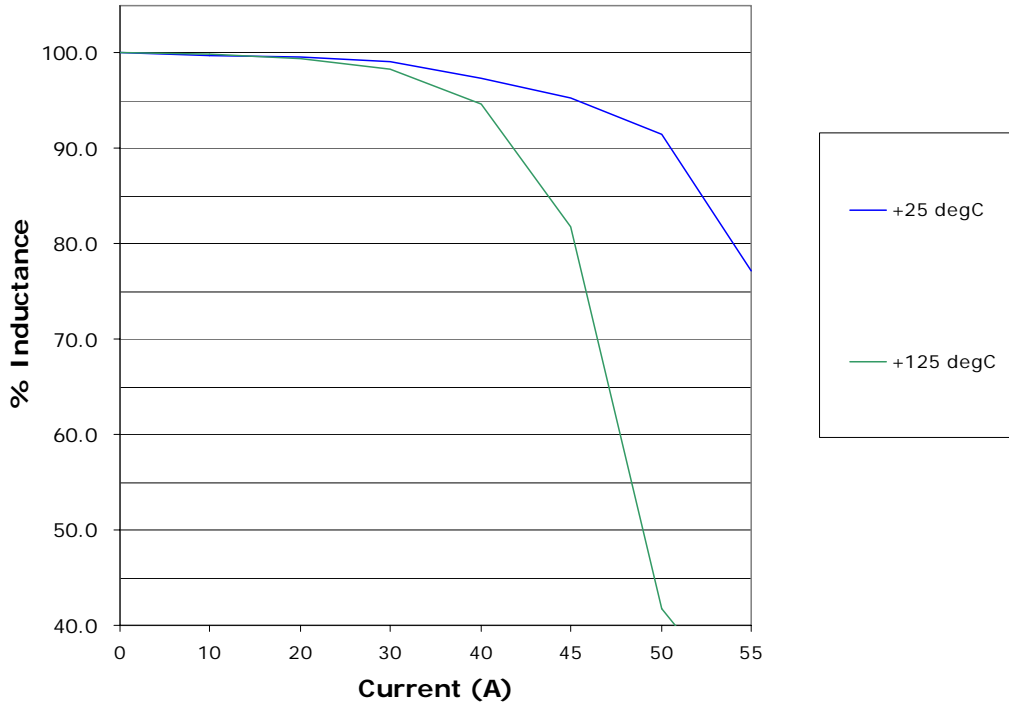
Sample approval is required before release to production. Sample specifications take precedence over customer specifications.

Rev.	Description	PRD	CHK	APP	Date	NTFY
0	Initial release	Emily	Gary	L. L. Chou	2009/8/7	2009/8/7

Customer Signature

# P/N: IN06017

## Inductance vs. Current



## Temperature VS Current

