

Data Sheet



Helping Engineer the Technology of Power

ICE Components, Inc.

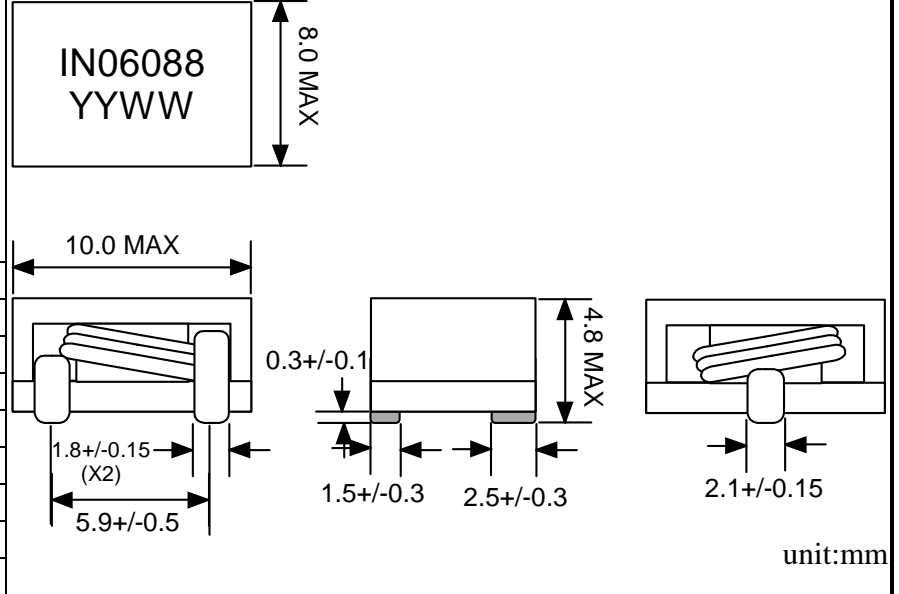
Tel 678-560-9172 Fax 678-560-9304

cust.serv@icecomp.com

www.icecomponents.com

1165 Allgood Rd., Ste. #20, Marietta, GA 30062

Mechanical Drawing



General Information

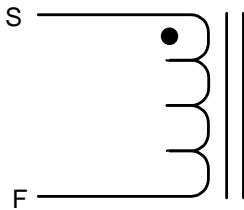
Customer	
Part Number	IN06088
Revision	0
Description	Inductor
Date	AUG-07-2009
Reference	--
Doc Control #	--
Issue(For ICE use only)	--

Specification

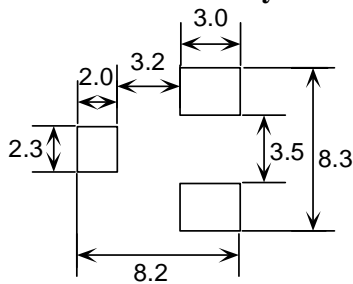
Sample Test Data

Item	Pins	Spec	Test Condition
Inductance @0Adc	S - F	1.0 uH +/- 15%	500 kHz, 0.1Vrms, series
Inductance @Isat at 25degC	S - F	0.75 uH min	500 k Hz, 0.1Vrms, series (16Adc)
DCR	S - F	2.5 mOhm typical (3.5 mOhm max)	+25 deg C
Isat at 25degC	S - F	16 Adc max	
Isat at +70degC	S - F	14 Adc max	

Schematic



Recommended PCB Layout



Remark

- 1) This is RoHS compliant product.
- 2) Isat is the current at which the inductance drops by 15%.
- 3) Inductance vs. Current Curve as attached.
- 4) The max operating temperature is 130degC (ambient + temperature rise).

Sample approval is required before release to production. Sample specifications take precedence over customer specifications.

Customer Signature

Rev.	Description	PRD	CHK	APP	Date	NTFY
0	Initial release	Emily	Gary	L. L. Chou	2009/8/7	2009/8/7

P/N: IN06088

