

Data Sheet



Helping Engineer the Technology of Power

ICE Components, Inc.

Tel 678-560-9172 Fax 678-560-9304

cust.serv@icecomp.com

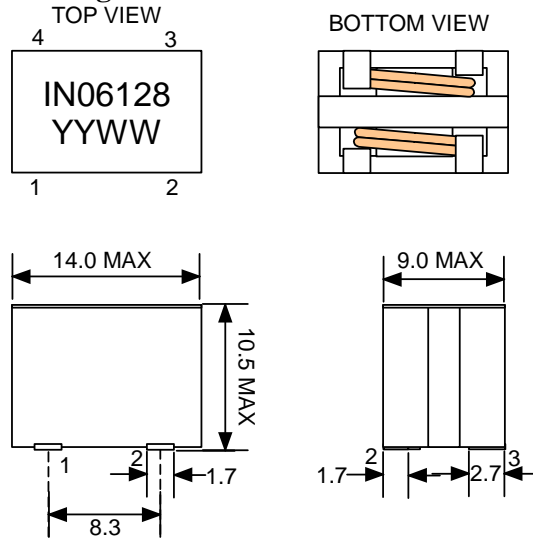
www.icecomponents.com

1165 Allgood Rd., Ste. #20, Marietta, GA 30062

General Information

Customer	
Part Number	IN06128
Revision	0
Description	Inductor
Date	AUG-07-2009
Reference	--
Doc Control #	--
Issue(For ICE use only)	--

Mechanical Drawing



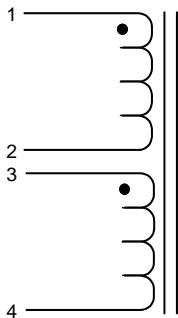
unit:mm

Specification

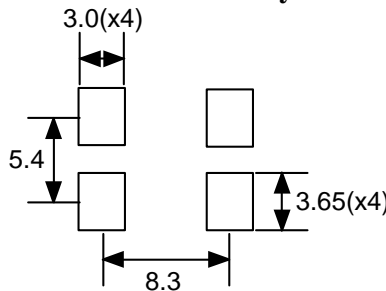
Sample Test Data

Item	Pins	Spec	Test Condition	Sample Test Data
Inductance @0Adc	1 - 2	1 uH +/- 15%	1 MHz, 0.1Vrms, series (0Adc)	
	3 - 4	1 uH +/- 15%		
Inductance @Isat at 25degC	1 - 2	680 nH min	1 MHz, 0.1Vrms, series (27 Adc)	
	3 - 4	680 nH min		
DCR	1 - 2	1.65mOhm typ.	+25 deg C	
	3 - 4	1.8 mOhm max		
Isat at +25degC	1 - 2	27 Adc max		

Schematic



Recommended PCB Layout



unit:mm

Remark

1. Isat is the current at which the inductance drops by 15%.
2. Idc is the current at which the temperature of the part increases by 40 deg C.
3. This is RoHS compliant product.
4. Inductance vs. Current Curve as attached.

Sample approval is required before release to production. Sample specifications take precedence over customer specifications.

Customer Signature

Rev.	Description	PRD	CHK	APP	Date	NTFY
0	Initial release	Emily	Gary	L. L. Chou	2009/8/7	2009/8/7

