

Data Sheet



Helping Engineer the Technology of Power

ICE Components, Inc.

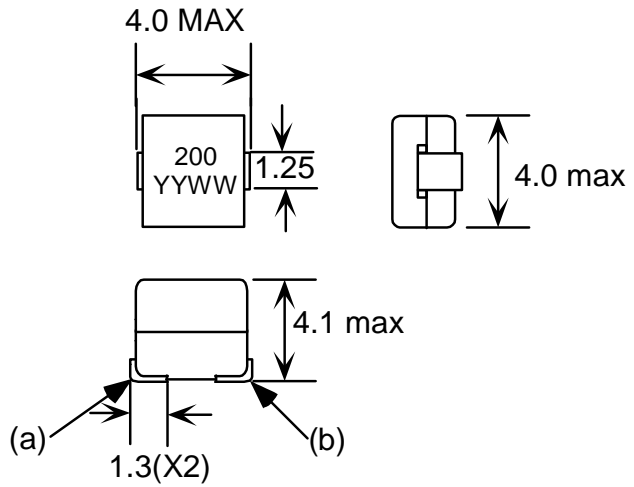
Tel 678-560-9172 Fax 678-560-9304

cust.serv@icecomp.com

www.icecomponents.com

1165 Allgood Rd., Ste. #20, Marietta, GA 30062

Mechanical Drawing



unit:mm

General Information

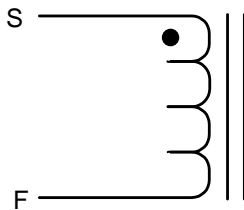
| | |
|--------------------------------|-------------|
| Customer | |
| Part Number | IN06143 |
| Revision | 0 |
| Description | Inductor |
| Date | AUG-07-2009 |
| Reference | -- |
| Doc Control # | -- |
| Issue(For ICE use only) | -- |

Specification

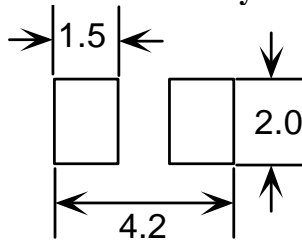
Sample Test Data

| Item | Pins | Spec | Test Condition | Sample Test Data |
|------------|-------|----------------------------------|-------------------------|------------------|
| Inductance | S - F | 22 nH +/- 5 nH | 10 MHz, 0.1Vrms, series | |
| DCR | S - F | (0.32 mOhm typ.) 0.4 mOhm max | +25 deg C | |
| Isat | S - F | 70 Adc max | | |
| | | | | |
| | | | | |
| | | | | |
| | | | | |
| | | | | |
| | | | | |
| | | | | |

Schematic



Recommended PCB Layout



unit:mm

Remarks

1. Isat is the current at which the inductance drops by 15% typ.
2. The nominal DCR is measured from point (a) to point (b), as shown on the mechanical drawing.
3. This is RoHS compliant product.
4. Inductance vs. Current Curve as attached.

Sample approval is required before release to production. Sample specifications take precedence over customer specifications.

Customer Signature

| Rev. | Description | PRD | CHK | APP | Date | NTFY |
|------|-----------------|-------|------|------------|----------|----------|
| 0 | Initial release | Emily | Gary | L. L. Chou | 2009/8/7 | 2009/8/7 |
| | | | | | | |
| | | | | | | |
| | | | | | | |

