

Data Sheet



Helping Engineer the Technology of Power

ICE Components, Inc.

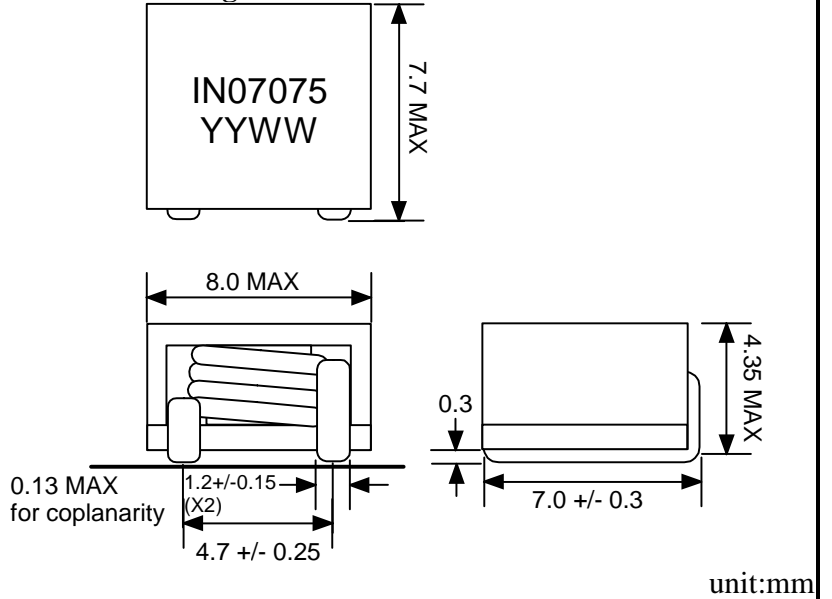
Tel 678-560-9172 Fax 678-560-9304

cust.serv@icecomp.com

www.icecomponents.com

1165 Allgood Rd., Ste. #20, Marietta, GA 30062

Mechanical Drawing



General Information

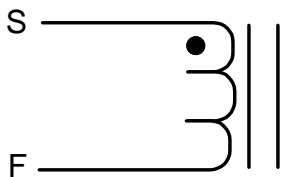
Customer	
Part Number	IN07075
Revision	0
Description	Inductor
Date	AUG-07-2009
Reference	--
Doc Control #	--
Issue(For ICE use only)	--

Specification

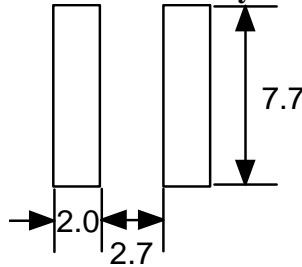
Sample Test Data

Item	Pins	Spec	Test Condition	Sample Test Data
Inductance	S - F	1.2 uH +/- 10%	100 kHz, 1Vrms, series (0A dc)	
	S - F	0.86 uH min	100 kHz, 1Vrms, series (13.5A dc)	
DCR	S - F	4.0 mOhm +/- 10%	25 deg C	
Isat (+25degC)	S - F	13.5 A dc max		
Isat (+125degC)	S - F	10.6 A dc max		
Isat (-40degC)	S - F	14 A dc max		

Schematic



Recommended PCB Layout



Remark

1. Isat is the current at which the inductance drops by 30% typical.
2. This is RoHS compliant product.
3. The max operating temperature is 130degC (ambient + temperature rise).

Sample approval is required before release to production. Sample specifications take precedence over customer specifications.

Customer Signature

Rev.	Description	PRD	CHK	APP	Date	NTFY
0	Initial release	Emily	Gary	L. L. Chou	2009/8/7	2009/8/7