

Data Sheet



Helping Engineer the Technology of Power

ICE Components, Inc.

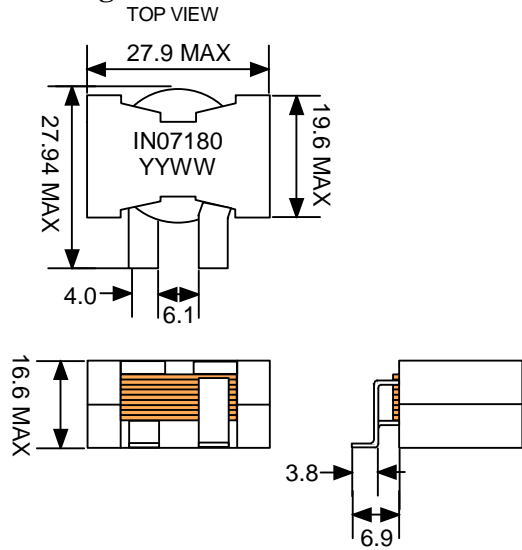
Tel 678-560-9172 Fax 678-560-9304

cust.serv@icecomp.com

www.icecomponents.com

1165 Allgood Rd., Ste. #20, Marietta, GA 30062

Mechanical Drawing



unit:mm

General Information

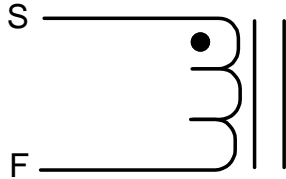
Customer	
Part Number	IN07180
Revision	0
Description	SMT Power Inductor
Date	AUG-07-2009
Reference	--
Doc Control #	--
Issue(For ICE use only)	--

Specification

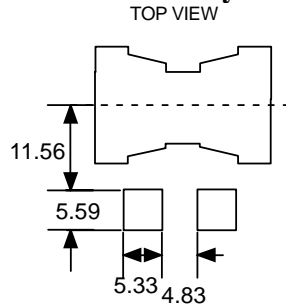
Sample Test Data

Item	Pins	Spec	Test Condition	Sample Test Data
Inductance	S – F	33.0 uH +/- 10%	100 kHz, 0.1Vrms, series	
DCR	S – F	3.2 mOhm max	+25 deg C	
Isat	S – F	8 Adc max		

Schematic



Recommended PCB Layout



unit:mm

Remark

- 1) This is RoHS compliant product.
- 2) Isat is the current at which the inductance drops by 20% typ.
- 3) Inductance vs. Current Curve as attached.

Sample approval is required before release to production. Sample specifications take precedence over customer specifications.

Rev.	Description	PRD	CHK	APP	Date	NTFY
0	Initial release	Emily	Gary	L. L. Chou	2009/8/7	2009/8/7

Customer Signature

