

# Data Sheet



Helping Engineer the Technology of Power

**ICE Components, Inc.**

Tel 678-560-9172 Fax 678-560-9304

cust.serv@icecomp.com

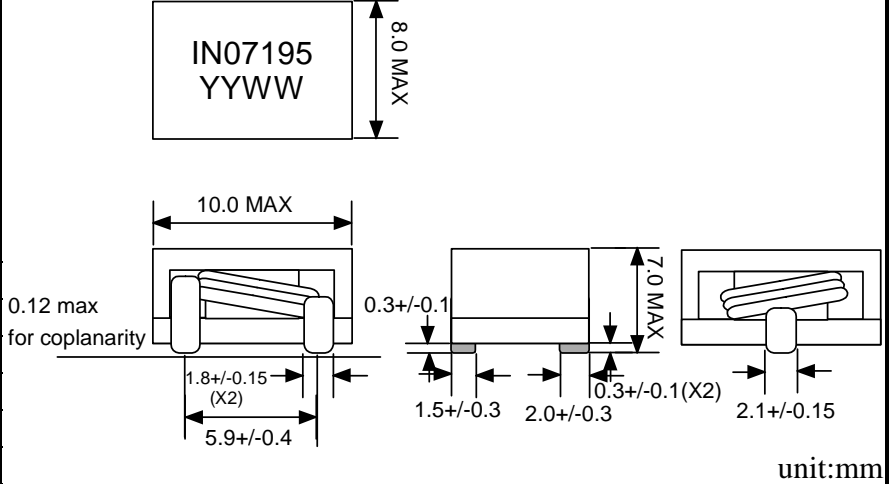
www.icecomponents.com

1165 Allgood Rd., Ste. #20, Marietta, GA 30062

## General Information

|                                |             |
|--------------------------------|-------------|
| <b>Customer</b>                |             |
| <b>Part Number</b>             | IN07195     |
| <b>Revision</b>                | 0           |
| <b>Description</b>             | Inductor    |
| <b>Date</b>                    | AUG-07-2009 |
| <b>Reference</b>               | --          |
| <b>Doc Control #</b>           | --          |
| <b>Issue(For ICE use only)</b> | --          |

## Mechanical Drawing



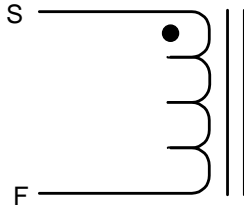
## Specification

## Sample Test Data

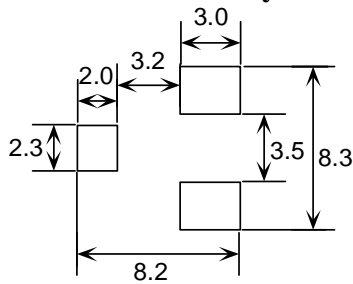
| Item                       | Pins  | Spec             | Test Condition                    |
|----------------------------|-------|------------------|-----------------------------------|
| Inductance @0Adc           | S - F | 3.6 uH +/- 10%   | 100 kHz, 1Vrms, series            |
| Inductance @Isat at 25degC | S - F | 2.6 uH min       | 100 k Hz, 1Vrms, series (10.5Adc) |
| DCR                        | S - F | 6.3 mOhm +/- 15% | +25 deg C                         |
| Isat at 25degC             | S - F | 10.5 Adc max     |                                   |
| Isat at +125degC           | S - F | 8.5 Adc max      |                                   |
|                            |       |                  |                                   |
|                            |       |                  |                                   |
|                            |       |                  |                                   |
|                            |       |                  |                                   |

| Sample Test Data |
|------------------|
|                  |
|                  |
|                  |
|                  |
|                  |
|                  |
|                  |
|                  |
|                  |

## Schematic



## Recommended PCB Layout



## Remark

- 1) This is RoHS compliant product.
- 2) Isat is the current at which the inductance drops by 15%.
- 3) Inductance vs. Current Curve as attached.
- 4) The max operating temperature is 130degC (ambient + temperature rise).

Sample approval is required before release to production. Sample specifications take precedence over customer specifications.

| Rev. | Description     | PRD   | CHK  | APP        | Date     | NTFY     |
|------|-----------------|-------|------|------------|----------|----------|
| 0    | Initial release | Emily | Gary | L. L. Chou | 2009/8/7 | 2009/8/7 |
|      |                 |       |      |            |          |          |
|      |                 |       |      |            |          |          |
|      |                 |       |      |            |          |          |

Customer Signature

### Inductance vs. Current

