

Data Sheet



Helping Engineer the Technology of Power

ICE Components, Inc.

Tel 678-560-9172 Fax 678-560-9304

cust.serv@icecomp.com

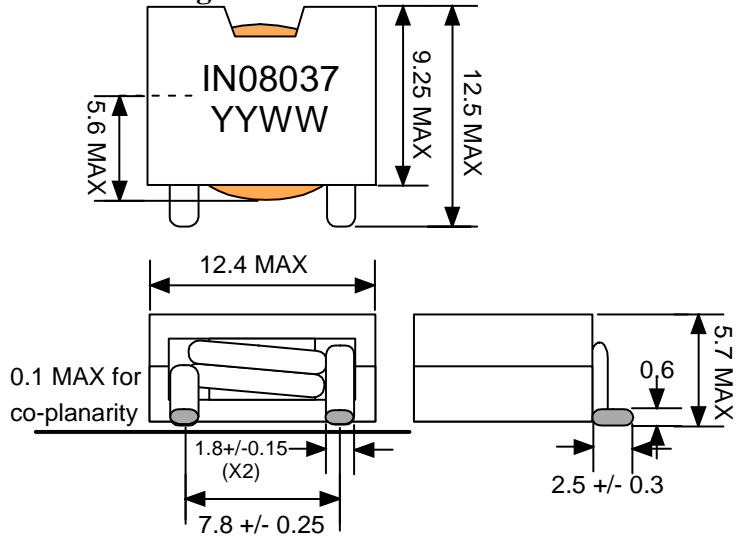
www.icecomponents.com

1165 Allgood Rd., Ste. #20, Marietta, GA 30062

General Information

Customer	
Part Number	IN08037
Revision	0
Description	Inductor
Date	AUG-07-2009
Reference	--
Doc Control #	--
Issue(For ICE use only)	--

Mechanical Drawing



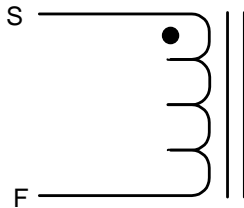
unit:mm

Specification

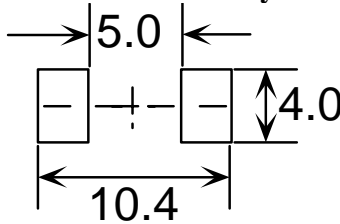
Sample Test Data

Item	Pins	Spec	Test Condition
Inductance @0Adc	S - F	770 nH +/- 10%	100 kHz, 1Vrms, series
Inductance @Isat at 25degC	S - F	490 nH min	100 kHz, 1Vrms, series (38Adc)
DCR	S - F	1.3 mOhm +/- 10%	+25 deg C
Isat at 25degC	S - F	38 Adc max	
Isat at +125degC	S - F	27 Adc max	
Idc	S - F	23 Adc max	

Schematic



Recommended PCB Layout



unit:mm

Remark

1. Isat is the current at which the inductance drops by 20%.
2. Idc is the current at which the temperature of the part increases by 50 deg C.
3. Inductance vs. Current Curve, Temperature vs. Current Curve and DCR vs DC current as attached.
4. This is RoHS compliant product.
5. The max operating temperature is 130degC (ambient + temperature rise).

Sample approval is required before release to production. Sample specifications take precedence over customer specifications.

Customer Signature

Rev.	Description	PRD	CHK	APP	Date	NTFY
0	Initial release	Emily	Gary	L. L. Chou	2009/8/7	2009/8/7

