

Data Sheet



Helping Engineer the Technology of Power

ICE Components, Inc.

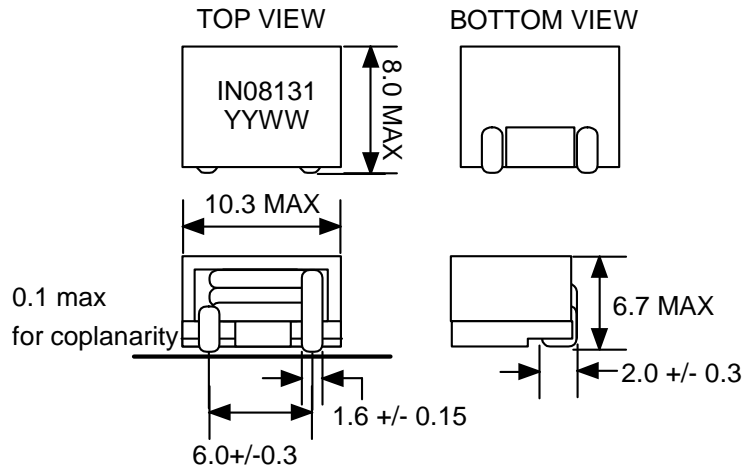
Tel 678-560-9172 Fax 678-560-9304

cust.serv@icecomp.com

www.icecomponents.com

1165 Allgood Rd., Ste. #20, Marietta, GA 30062

Mechanical Drawing



unit:mm

General Information

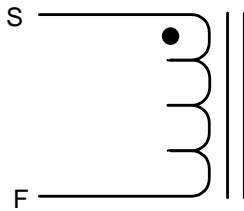
Customer	
Part Number	IN08131
Revision	0
Description	Inductor
Date	JUL-21-2009
Reference	--
Doc Control #	--
Issue (For ICE use only)	--

Specification

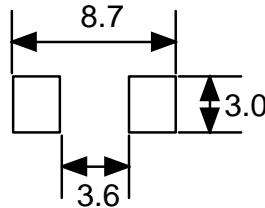
Sample Test Data

Item	Pins	Spec	Test Condition
Inductance @0Adc	S - F	1.5 uH +/- 10%	100 kHz, 1Vrms, series
Inductance @Isat at 25degC	S - F	1.1 uH min	100 k Hz, 1Vrms, series (17 Adc)
DCR	S - F	2.4 mOhm +/- 10%	+25 deg C
Isat at +25degC	S - F	17 Adc max	
Isat at +125degC	S - F	14 Adc max	

Schematic



Recommended PCB Layout



unit:mm

Remark

1. Isat is the current at which the inductance drops by 20%.
2. This is RoHS compliant product.
3. The max operating temperature is 130degC (ambient + temperature rise).
4. Inductance vs. Current Curve as attached.

Sample approval is required before release to production. Sample specifications take precedence over customer specifications.

Customer Signature

Rev.	Description	PRD	CHK	APP	Date	NTFY
0	Initial release	Emily	Gary	L. L. Chou	2009/7/21	2009/7/21

Inductance vs. Current

