

Data Sheet



Helping Engineer the Technology of Power

ICE Components, Inc.

Tel 678-560-9172 Fax 678-560-9304

cust.serv@icecomp.com

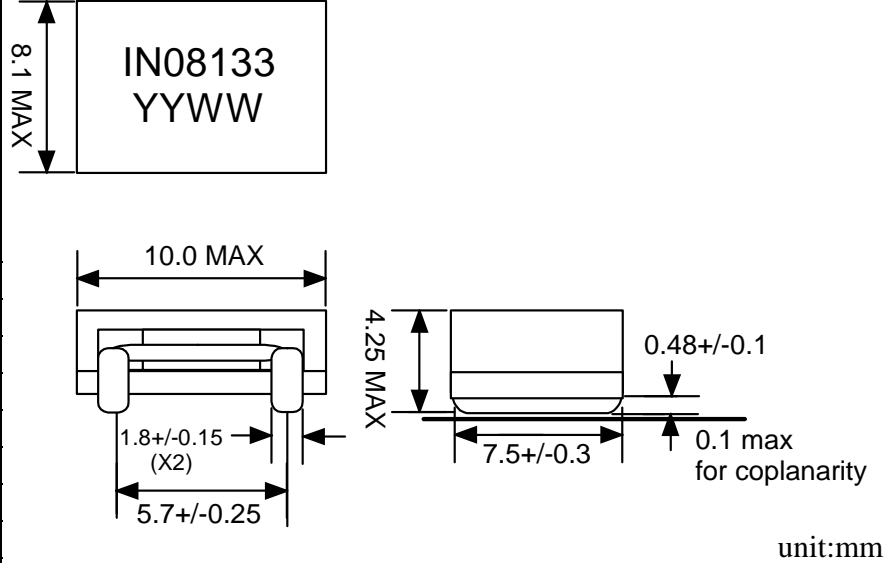
www.icecomponents.com

1165 Allgood Rd., Ste. #20, Marietta, GA 30062

General Information

Customer	
Part Number	IN08133
Revision	
Description	Inductor
Date	JUL-20-2009
Reference	--
Doc Control #	--
Issue (For ICE use only)	--

Mechanical Drawing



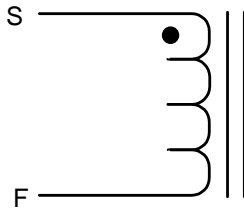
unit:mm

Specification

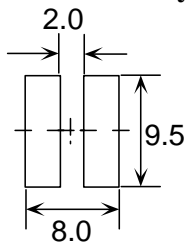
Sample Test Data

Item	Pins	Spec	Test Condition	Sample Test Data
Inductance @0Adc	S - F	100 nH +/- 15%	1MHz, 0.1Vrms, series	
Inductance @Isat at 25degC	S - F	70 nH min	1MHz, 0.1Vrms, series (85Adc)	
DCR	S - F	0.8 mOhms +/- 10%	+25 deg C	
Isat at 25degC	S - F	85 Adc max		
Isat at +125degC	S - F	75 Adc max		

Schematic



Recommended PCB Layout



unit:mm

Remark

1. Isat is the current at which the inductance drops by 15%.
2. This is RoHS compliant product.
3. The max operating temperature is 130degC (ambient + temperature rise).
4. Inductance vs. Current Curve as attached.

Sample approval is required before release to production. Sample specifications take precedence over customer specifications.

Customer Signature

Rev.	Description	PRD	CHK	APP	Date	NTFY
0	Initial release	Emily	Gary	L. L. Chou	2009/7/20	2009/7/20

P/N:IN08133

