

# Data Sheet



Helping Engineer the Technology of Power

ICE Components, Inc.

Tel 678-560-9172 Fax 678-560-9304

cust.serv@icecomp.com

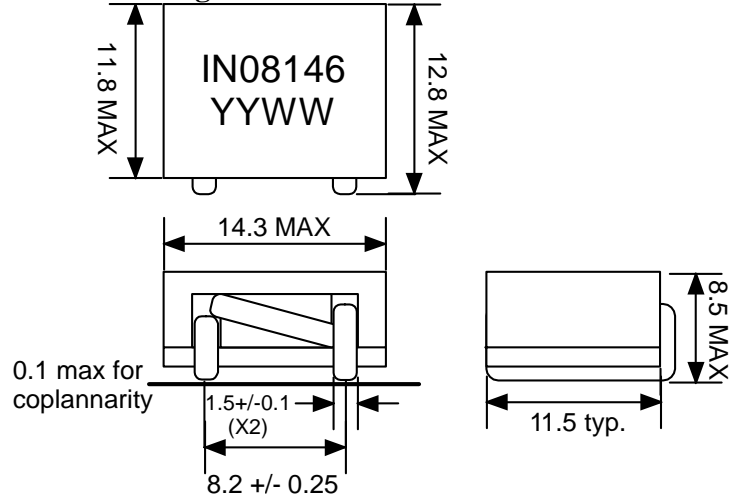
www.icecomponents.com

1165 Allgood Rd., Ste. #20, Marietta, GA 30062

## General Information

<b>Customer</b>	
<b>Part Number</b>	IN08146
<b>Revision</b>	0
<b>Description</b>	Inductor
<b>Date</b>	JUL-21-2009
<b>Reference</b>	--
<b>Doc Control #</b>	--
<b>Issue (For ICE use only)</b>	--

## Mechanical Drawing



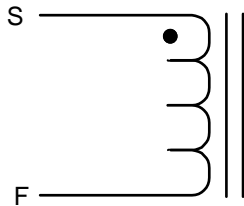
unit:mm

## Specification

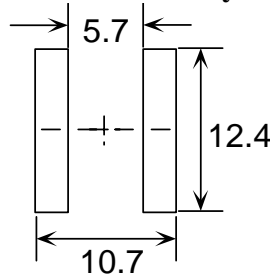
## Sample Test Data

Item	Pins	Spec	Test Condition	Sample Test Data
Inductance @0Adc	S - F	400 nH +/- 10%	500 kHz, 1Vrms, series	
Inductance @Isat at 25degC	S - F	300 nH min	500 kHz 1Vrms, series (60 Adc)	
DCR	S - F	0.52 mOhm +/- 10%	+25 deg C	
Isat at 25degC	S - F	60 Adc max		
Isat at +125degC	S - F	50 Adc max		

## Schematic



## Recommended PCB Layout



unit:mm

## Remark

1. Isat is the current at which the inductance drops by 15%.
2. This is RoHS compliant product.
3. The max operating temperature is 130degC (ambient + temperature rise).
4. Inductance vs. Current Curve as attached.

Sample approval is required before release to production. Sample specifications take precedence over customer specifications.

Customer Signature

Rev.	Description	PRD	CHK	APP	Date	NTFY
0	Initial release	Emily	Gary	L. L. Chou	2009/7/21	2009/7/21

# P/N:IN08146

