

# Data Sheet



Helping Engineer the Technology of Power

**ICE Components, Inc.**

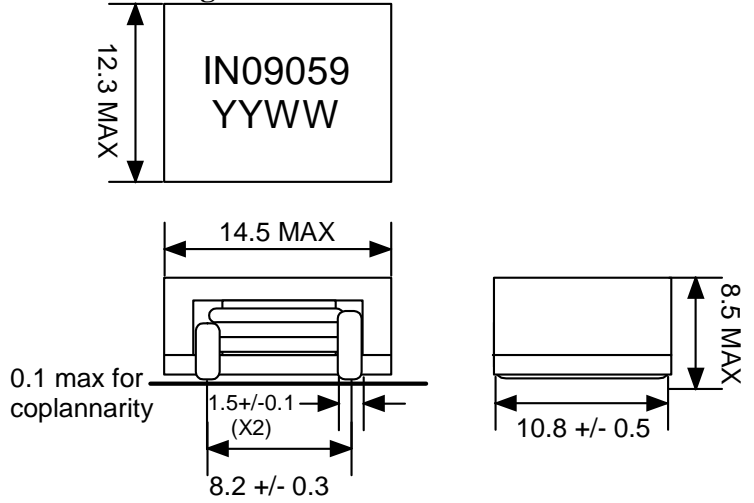
Tel 678-560-9172 Fax 678-560-9304

cust.serv@icecomp.com

www.icecomponents.com

1165 Allgood Rd., Ste. #20, Marietta, GA 30062

## Mechanical Drawing



unit:mm

## General Information

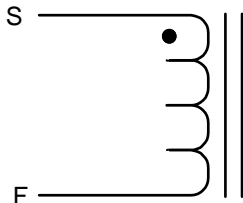
<b>Customer</b>	
<b>Part Number</b>	IN09059
<b>Revision</b>	0
<b>Description</b>	Inductor
<b>Date</b>	DEC-07-2011
<b>Reference</b>	--
<b>Doc Control #</b>	--
<b>Issue(For ICE use only)</b>	--

## Specification

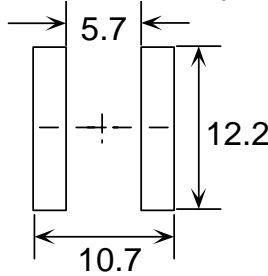
## Sample Test Data

Item	Pins	Spec	Test Condition	Sample Test Data
Inductance @0Adc	S - F	1.5 uH +/- 10%	300 kHz, 1Vrms, series	
Inductance @Isat at 25degC	S - F	1.08 uH min	300 kHz 1Vrms, series (40 Adc)	
DCR	S - F	2.8 Ohms +/- 10%	+25 deg C	
Isat at 25degC	S - F	40 Adc max		
Isat at +125degC	S - F	31 Adc max		

## Schematic



## Recommended PCB Layout



unit:mm

## Remark

1. Isat is the current at which the inductance drops by 20%.
2. This is RoHS compliant product.
3. The max operating temperature is 130degC (ambient + temperature rise).
4. Inductance vs. Current Curve as attached.

Sample approval is required before release to production. Sample specifications take precedence over customer specifications.

Customer Signature

Rev.	Description	PRD	CHK	APP	Date	NTFY
0	Initial release	Emily	Gary	L. L. Chou	2010/4/19	2011/12/7

# P/N: IN09059

## Inductance vs. Current

